



## KEELBOAT RACING OPENING DAY TROPHY RACE

Saturday, 07 October 2023

# Supplementary Sailing Instructions (SSIs)

Organising Authority (OA) Fremantle Sailing Club

### 1. RULES

- 1.1. The event is governed by the rules as defined in The Racing Rules of Sailing (RRS).
- 1.2. The Keelboat NoR/General Sailing Instructions as modified by these SSIs.

### 2. SCHEDULE OF RACES

DATE	TIME	EVENT
Sat, 07 October 2023	1345	Warning signal for Division 1
	1350	Warning signal for Division 2
	1355	Warning signal for Division 6 (Jib & Main)
approx.	1600	Presentation of results at FSC

### 3. COURSES

- 3.1. Refer Attachment A
- 3.2. No course flag will be flown.

### 4. SHORTENING THE COURSE

The Race Committee may shorten the course. Boats shall finish between the Race Committee Vessel displaying flag "S" together with the relevant division flag(s) and the nearby FSC Mark in accordance with RRS 32.2.

### 5. TIME LIMIT

- 5.1. The race time limit is 1530.
- 5.2. Boats not finished by the time limit shall be scored DNF. This changes RRS 35, A3 and A5.

### 6. PRIZES

- 6.1. Pennants will be awarded for each Division based on PHF handicap results and fastest over the line.
- 6.2. **The Opening Day Trophy will be awarded to the PHF winner of each Division.**

### 7. KEY CONTACTS

Fremantle Race Control	VHF 72	0478 637 135
Sailing Manager	Chris White	0408 478 414
Sailing Administrator	Scott Nunn	0478 073 452
Harbour Master	Jason Hands	<b>0434 539 943</b>

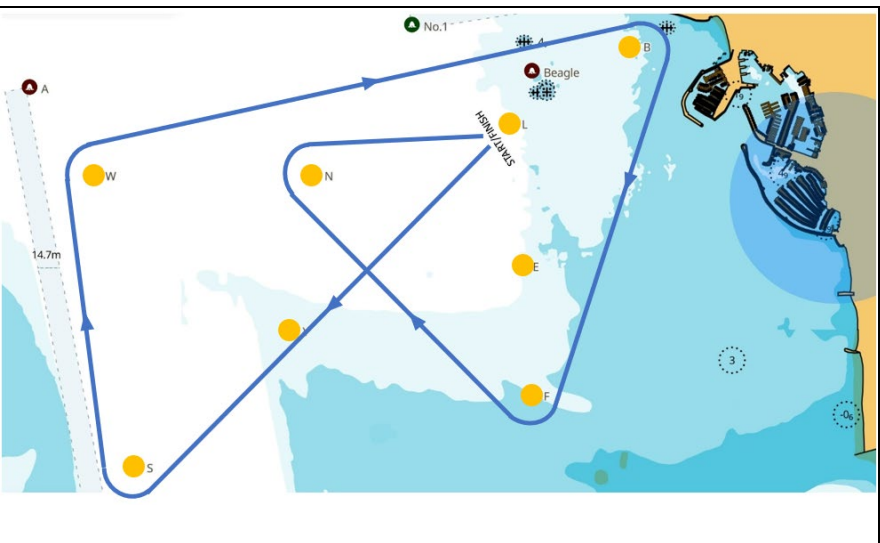


# ATTACHMENT A

## COURSES

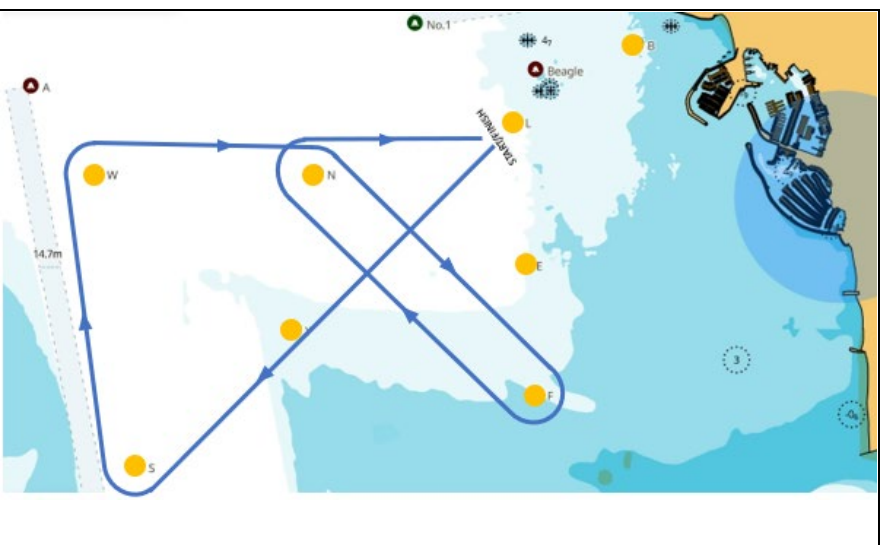
### OPENING DAY TROPHY RACE 2023

DIVISION 1	
MARKS	REQUIRED SIDE
Start at Mark L	
Mark S	Starboard
Mark W	Starboard
Mark B	Starboard
Mark F	Starboard
Mark N	Starboard
Finish at Mark L	
Approx.	8.7Nm



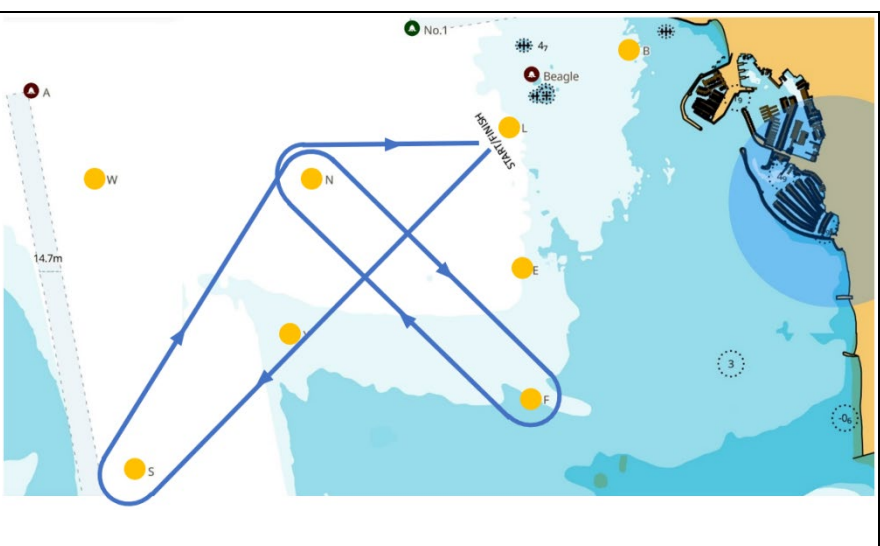
The map shows a race course starting at Mark L (yellow dot) and ending at Mark L. The course is a complex loop with several turns. Key marks include A (red dot), W (yellow dot), S (yellow dot), N (yellow dot), F (yellow dot), E (yellow dot), B (yellow dot), and L (yellow dot). A depth contour of 14.7m is marked. Other geographical features include 'No.1' (green dot), 'Beagle' (red dot), and 'HONOLULU' (text label). The course is marked with blue arrows indicating the direction of travel.

DIVISION 2	
MARKS	REQUIRED SIDE
Start at Mark L	
Mark S	Starboard
Mark W	Starboard
Mark N	Starboard
Mark F	Starboard
Mark N	Starboard
Finish at Mark L	
Approx.	7.1Nm



The map shows a race course starting at Mark L (yellow dot) and ending at Mark L. The course is a complex loop with several turns. Key marks include A (red dot), W (yellow dot), S (yellow dot), N (yellow dot), F (yellow dot), E (yellow dot), B (yellow dot), and L (yellow dot). A depth contour of 14.7m is marked. Other geographical features include 'No.1' (green dot), 'Beagle' (red dot), and 'HONOLULU' (text label). The course is marked with blue arrows indicating the direction of travel.

DIVISION 6	
MARKS	REQUIRED SIDE
Start at Mark L	
Mark S	Starboard
Mark N	Starboard
Mark F	Starboard
Mark N	Starboard
Finish at Mark L	Starboard
Approx.	6.5Nm



The map shows a race course starting at Mark L (yellow dot) and ending at Mark L. The course is a complex loop with several turns. Key marks include A (red dot), W (yellow dot), S (yellow dot), N (yellow dot), F (yellow dot), E (yellow dot), B (yellow dot), and L (yellow dot). A depth contour of 14.7m is marked. Other geographical features include 'No.1' (green dot), 'Beagle' (red dot), and 'HONOLULU' (text label). The course is marked with blue arrows indicating the direction of travel.

